



# Home Learning Pack

## Year: Nursery Summer Term

### Year: Nursery Week 4: 11/05/20 – 15/05/20


Our investigation this term is:

## What would you see at the seaside?

### Main focus this week: Rock pools

Please take photographs and videos of all your child's work and upload them onto Evidence Me. It would also be useful to keep any work they do. This will be useful for some of the tasks in Week 6.

**Please start with the Weekly Writing Tasks this week.**

Weekly Reading Tasks	Weekly Writing Tasks
<p>Read <i>Fidgety Fish</i> by Ruth Galloway. <a href="https://www.youtube.com/watch?v=LMwhyylsQVw">https://www.youtube.com/watch?v=LMwhyylsQVw</a></p> <p>While your child is listening you could pause the video and ask them what they think might happen next. Read the story a few time across the week. Encourage your child to become familiar with the order of the story. Use small world play equipment or make the characters from paper or household object. Involve your child in this process asking what they would like to use for a particular character. Make sure you have a Tiddler, Mum, big fish, limpets, jellyfish, star, and crab. You could even create a sea with some blue materials, shells, rocks and pebble if you have some. Tell the story of Fidgety Fish and encourage your child to join in.</p> <p>Read <i>Sharing a Shell</i> by Julia Donaldson. See link below. Talk about how the characters in the story might feel at various point. Talk about how it is important to share as it makes others feel happy.</p>	<p>Show your child the cover of this non-fiction book. Tell them it is full of real information about rock pools, but we can't look inside today. Tell them we will have to use the internet instead to find out more information.</p>  <p>Watch <i>Rock Pools - Newlyn Cornwall</i> – See Link below. Talk about what rock pools are. Talk about all the</p>

Read any other books – Ask questions about books and encourage your child to retell the story.

Read the rhyme below. Repeat verses for 4 fish, 3 etc. Make up some actions with your child. Encourage your child to draw/paint 5 fish and a shark. Say the rhyme and use the pictures to show how the number of fish reduces as Mr Shark eats them.



As your child becomes more familiar with the rhyme leave out the rhyming words. Encourage them to join in.

Encourage your child to sing or say any of the rhymes previous learnt

*One, Two Three Four Five  
Row, Row Row, your boat  
A sailor went to sea, sea sea  
The sandcastle  
At the Seaside*

things they can see. E.g. rocks, shells, pebbles, seaweed. Reinforce the names of the creatures found. Do a google image search of all the creatures. Talk about how the internet give us information. Find a clear image and look in detail at the creature. Ask your child to make their own non-fiction/information book about the creatures, which live in rock pools. Fold some A4 paper in half to make a book. Ask your child to draw a different creature of each page. Remember to ask them to trace or write their name on the cover. Talk to them about them being the author.

If your child has just started Nursery, they could draw pictures (or shapes) and you could label their drawings.

If your child is starting school in September, they could draw the creatures and use the mark making writing mat to help them label the drawings. E.g. Child writes **lx.o** meaning starfish. They are giving meaning to marks.

If your child is beginning to hear sounds in words, they could draw the creatures and use the letter alphabet mat to write the initial sound in words or any other sound they can hear. **Words don't need to be perfect at this stage.** Asking your child to write what they can hear builds confidence. E.g. **sfi** meaning starfish. Say words slowly and ask your child to listen to the sounds they can hear. If they can hear sh. Tell them its two letter, which make one sound.

### Weekly Phonics Tasks

If your child has just started Nursery, they will need to take part in lots of listening activities. Ask your child to make some sounds with their body. E.g. hiccup, stamp, clap, sneeze, and yawn. Play a passing game. Ask all the family to sit in a circle and pass one of the sounds round. Each person in the circle makes the sound when it is their turn. Name the sound. Repeat with various sounds. Make patterns of sounds. E.g. Cough, sneeze, cough, and sneeze. Pass them round the circle. Name the sounds.

Initial sounds and alliteration are key activities for children starting school in September. Choses activities 7 and 8 from this site.

### Weekly Maths

We are going to base all our Number work this week on a rock pool fishing game. Make some cardboard rock pool creatures with your child. Make different amounts of each creature. E.g 3 starfish, 4 crabs etc. Use paper, card, pipecleaners or wire to make a loop and a rod made from a pipecleaner taped to a stick and bent at the bottom to make a hoop. I you don't have some of the materials don't worry. Try to substitue them with any materials you do have at home.

<https://earlyimpactlearning.com/alliteration-activities-for-preschool/>

The children starting school in September also need to work on orally segmenting sounds in words. Choose activities 7 and 8 from this site. Don't forget to encourage your child to write some of the three sound words they have been working on using the letter writing mat in the resources below.

<https://earlyimpactlearning.com/oral-segmenting-activities-16-fantastic-games/>

This site also has lots of free phonic games

<https://new.phonicsplay.co.uk/>

For more information, see the list of useful websites below.



Play the game. Take it in turns to catch a rock pool creature. Ask your child to count how many creatures they have caught. Count yours. Ask who has more, less or the same. Play a few times. Set a timer and see how many they can catch in 30 seconds or a minute. Count the total. Encourage them to catch more in the same amount of time. Use the Numicon Number line in the resources below to compare scores. If your child is managing this task well you could extend it by asking them to find the number card and Numicon to match their total. You will find these in the resources below.

If your child is starting school in September, you could ask them to sort all the creatures into sets. Your child could count how many are in each set E.g. 3 crabs and record using marks or drawings. You could ask them to trace or write the number and find the Numicon to match. (See resource pack below)

You could also ask them to find out how many there are in two sets. E.g. 3 crabs and 4 starfish. Encourage them to count them all. Explain that this adding. They could find the number card or piece of Numicon to match the total. They might also trace or write the total number.

### Learning project for this week:

- Before beginning this activity, you may need to practice some cutting skills with your child. Encourage them to start making little snips in paper at first. They could then move on to cutting a random shape or strip of paper. Finally, they may begin to be able to cut along a line you have drawn. When they are ready to move on you could support them in making a crab.



Draw two small circles and one large circle. Support your child cutting them out if they are able. If this is tricky, you cut them out and ask them to make some little snips round the edge of the big

circle to make the pattern on the edge of the shell of the crab. (This isn't in the picture, but is good practice for cutting.) Show your child how to fold the circle. Remind them that this is a semi-circle. Talk about the straight and curved sides and pointy corners. Glue, stick and draw to add the details.


- The next task is also an activity to help with cutting skills. Use the template below to make a starfish shape on paper or sandpaper. Ask your child to cut it out. Once again, if this is a bit tricky you cut it out and ask them to make some snips around the edge of the starfish. Make sure the snips are small!!! Your child could decorate their star with whatever you have to hand, Cheerios, any cereal, sawdust, glitter. They could even draw the sea!



- Make a rock pool in your garden with your child. Use any materials you think are suitable. E.g. Rocks, shells, gravel, pebbles, green foliage for seaweed and sand. This doesn't have to be huge. A washing up bowl would do. Ask them to add any toy rock pool creatures you may have. Your child could also add the starfish and crab they made and the creatures from their rock pool maths game. Remember not to add water if using card and paper creatures. Encourage your child to tell stories about the creatures.



- Talk about all the beautiful colours of the fish below. If you have, some paints ask you child to experiment mixing colours. Talk about what happened when they mix red and blue, red and yellow and red and white. Support them with the amount of paint they will need.



Draw a large fish on a piece of paper. (See template in the resource pack below.) Help your child to cut it out. Ask your child to mix some colours. Try to encourage them to remember how to make purple, orange and pink.

- Watch the Cbeebies clip Beach Dance Off <https://www.bbc.co.uk/cbeebies/watch/lets-go-club-dance-off?collection=the-lets-go-club-seaside-fun>  
Encourage your child to look at all the creatures in their non-fiction book and make up a dance for each one.
- Watch and listen to the Little Crab song. [https://www.youtube.com/watch?v=Nrm\\_bGwRDb0](https://www.youtube.com/watch?v=Nrm_bGwRDb0)  
Encourage clapping to the beat. Use any of the previous ideas given for musical instruments. Encourage your child to join in with the crab dance or make up their own dance to the song. I'd love to see some videos of this!
- Your child also has some great ideas of their own. Follow their interests. Talk, laugh and most of all have fun.

## Resources


*Rock Pools - Newlyn Cornwall*


<https://www.bing.com/videos/search?q=rock+pools+-+newlyn+cornwall&adlt=strict&view=detail&mid=3764DC099E1F63A0A24D3764DC099E1F63A0A24D&&FORM=VRDGAR&ru=%2Fvideos%2Fsearch%3Fq%3Drock%2Bpools%2B-%2Bnewlyn%2Bcornwall%26FORM%3DHDRSC3>

*Sharing a Shell by Julia Donaldson*

<https://www.bing.com/videos/search?q=sharing+a+shell&adlt=strict&view=detail&mid=1967EF262CCE4F09FD421967EF262CCE4F09FD42&&FORM=VRDGAR&ru=%2Fvideos%2Fsearch%3Fq%3Dsharing%2Ba%2Bshell%26FORM%3DHDRSC3>

Templates





Please keep a copy of these for future weeks. Thanks.

# FIVE LITTLE FISH

Five little fishes  
Swimming in the sea  
Teasing Mr. Shark  
You can't catch me...  
You can't catch me  
Along came Mr. Shark  
As quiet as can be...  
SNAP!  
Four little fishes  
Swimming in the sea...



# At The Seaside



*Our seaside summer holidays*

*Are happy as can be,*

*We love to build sandcastles*

*And wade out in the sea.*

*We ride the donkey on the beach,*

*We drive the go-kart too,*

*It's quite surprising when you think*

*Of all the things we do!*

## The Sand Castle

Sand castle on the beach,  
I built you big and strong.  
A wave washed in upon the sand  
And whoops! You were gone!



Mark making writing mat

O	X	I
.	-	+

## Writing letters writing mat



t-l-047-az-alphabet-mat-letters-only-\_ver\_1.pdf


If the above PDF won't open you can download a bigger version at <https://www.twinkl.co.uk/> search alphabet mat.

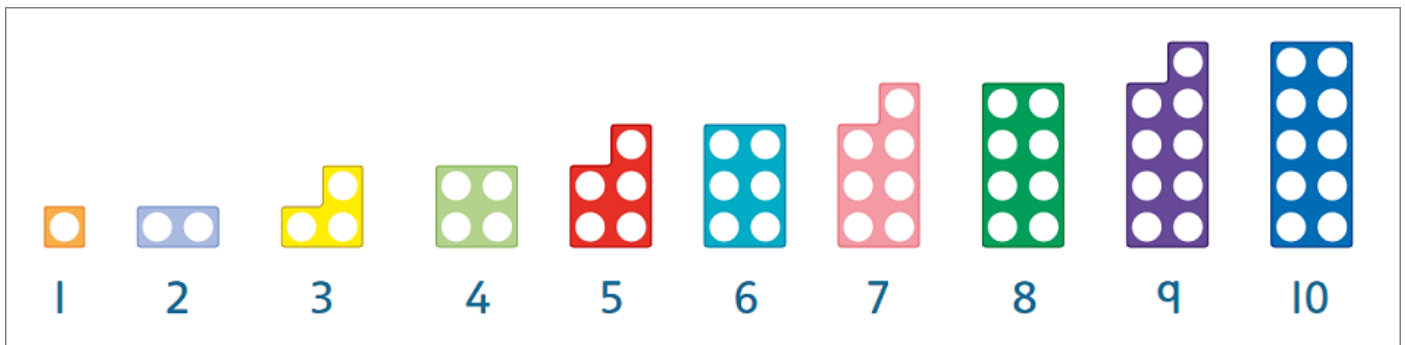


— 1 to 100 Number Cards —

1	2	3	4	5
6	7	8	9	10

— Numeracy Resources CD —





## Useful websites

- You have to sign up to this site. It cost £1 or you can get a free 30 day trial. It has game for every area of the curriculum. Click on the EYFS section. <https://www.busythings.co.uk>
- This site is great for Maths games <https://www.bbc.co.uk/cbeebies/shows/numberblocks>
- This site is great for phonics <https://new.phonicsplay.co.uk/>  
It's free to use at the moment with Username: march20 and Password: home  
From the home page click Resources and choose either Phase One if your child is new to Nursery or Phase One and Phase Two if your child starts school in September. When using Phase Two choose the blending and segmenting games.
- This site has free talking books <https://home.oxfordowl.co.uk/books/free-ebooks/>
- This site has free audible stories you could try. <https://stories.audible.com/start-listen>
- This site has some great resources for 3-4 year old in the parent section. [www.twinkl.co.uk/offero](http://www.twinkl.co.uk/offero)  
You will need to create an account. Enter the code you have received or you could try  
PARENTSTWINKLHELPS or CVDTWINKLHELPS  
Level 1 phonics or Level 2 Phonics are really good. There is a nice interactive seaside sound game.
- Don't forget about Joe Wick PE. It is a bit tricky for 3-4 year olds, so start it after 9am. That way you can skip any tricky exercises and it won't take so long. <https://www.thebodycoach.com/blog/pe-with-joe-1254.html>