



# Home Learning Pack

## Year: Nursery Summer Term

**Year: Nursery Week 5: 18/05/20 – 22/05/20**

Our investigation this term is:

### What would you see at the seaside?

### Main focus this week: Lighthouses

Please take photographs and videos of all your child's work and upload them onto Evidence Me. It would also be useful to keep any work they do. This will be useful for some of the tasks in Week 6.

Weekly Reading Tasks	Weekly Writing Tasks
<p>Read <i>The Lighthouse Keeper's Lunch</i> by <b>Ronda and David Armitage</b> <a href="https://www.youtube.com/watch?v=46wCRq50Wwg">https://www.youtube.com/watch?v=46wCRq50Wwg</a></p> <p>While your child is listening you could pause the video and ask them what they think might happen next. Ask them question about the stories to check their understanding. When it is finished, ask them to recall the main events of the story. Ask your child to build their own lighthouse and cottage from Lego, Duplo or any other construction materials. Encourage them to use any small world play characters to tell the story. You could also ask your child to help you make a delicious lunch.</p> <p>There are more stories to read in the Lighthouse Keeper series of books. You might like to read <i>The Lighthouse keeper's cat</i> by <b>Ronda and David Armitage</b> <a href="https://www.youtube.com/watch?v=kSlaOU3Crtg">https://www.youtube.com/watch?v=kSlaOU3Crtg</a></p>	<p>Watch Cbeebies <i>Show Me Show Me</i> <a href="https://www.bbc.co.uk/iplayer/episode/b06j7dfy/show-me-show-me-series-6-9-gardening-and-lighthouses">https://www.bbc.co.uk/iplayer/episode/b06j7dfy/show-me-show-me-series-6-9-gardening-and-lighthouses</a></p> <p>The first part isn't relevant to our investigation. The part you need starts at 12:44, but there would be no harm in your child watching the whole show if you wish. Encourage your child to make a boat from a basket or box with a sail for their favourite toy. Encourage them to make a lighthouse from household objects. Make a tower with a light on top. Don't forget to use some objects for rocks too. Encourage your child to move their boat around, spot the lighthouse and sail around the rocks. Take a photograph of their toy in their boat and their lighthouse.</p> <p>Give your child the letter from me (see resources below), asking them to send me a drawing of their favourite toy in a boat and their lighthouse. Please make sure you add their name after Dear _____. You can show them it on the screen or print it and put it in an envelope for them to open.</p> <p>If your child has just started Nursery, they could draw pictures (or shapes) and you could label their drawings.</p>

Read any other books – Ask questions about books and encourage your child to retell the story.

Encourage learning the Rhyme below. You read it and ask your child to listen. Encourage them to create some actions to match the rhyme. You read it, but miss the rhyming words. Ask them to add them. Encourage your child to say the rhyme with you, then on their own. Encourage clapping or tapping a percussion instrument to the beat of the rhyme.

### *Light house Lighthouse*

Lighthouse, lighthouse, the suns going to set.

Switch on your light, before you forget,

Lighthouse lighthouse, spinning round and round.

Warming the ships, of the danger all around.



Encourage your child to sing or say any of the rhymes previous learnt

### *Five Little Fish*

*One, Two Three Four Five*

*Row, Row Row, your boat*

*A sailor went to sea, sea sea*

*The sandcastle*

*At the Seaside*

If your child is starting school in September, they could draw their toy in the boat and the lighthouse and use the mark making writing mat to help them label the drawings. E.g. Child writes **lx.o** meaning lighthouse. They are giving meaning to marks.

If your child is beginning to hear sounds in words, they could draw their toy in the boat and the lighthouse and use the letter alphabet mat to write the initial sound in words or any other sound they can hear. **Words don't need to be perfect at this stage.** Asking your child to write what they can hear builds confidence. E.g. **lths** meaning lighthouse. Say words slowly and ask your child to listen to the sounds they can hear.

Ask your child to trace or copy their name on their letter too. Please put it in an envelope and address it to

Mrs Stoddart,  
Lingfield Primary School  
Buxton Avenue  
Marton  
Middlesbrough  
TS7 8LP

Don't forget the stamp. You could post it during one of your walks. I will look forward to seeing all the letters.

### Weekly Phonics Tasks

If your child has just started Nursery, they will need to take part in lots of listening activities. Play this match the sound game.

<https://www.phonicsbloom.com/uk/game/match-sounds?phase=1>

This site also has some useful games for children starting school. Use Phase 1 and Phase 2 only.

Initial sounds and alliteration are key activities for children starting school in September. Choose activities 9 and 10 from this site. You can find videos of the stories in activity 10 online, but I would recommend you read the sounds and words instead of listening, as there are a lot of American versions. Also, you must use sounds

### Weekly Maths

Make a sea from something blue and a lighthouse (You could use the one your child makes in the task below). Cut out the boats from the resource page below. If you don't have a printer, you could draw your own.

not names E.g. **s** – Sally sock snake, even if it is written as an upper case letter.

<https://earlyimpactlearning.com/alliteration-activities-for-preschool/>

The children starting school in September also need to work on orally segmenting sounds in words. Choose activities 9 and 10 from this site. Don't forget to encourage your child to write some of the three sound words they have been working on using the letter writing mat in the resources below.

<https://earlyimpactlearning.com/oral-segmenting-activities-16-fantastic-games/>

This site also has lots of free phonic games <https://new.phonicsplay.co.uk/>

For more information, see the list of useful websites below.



Ask your child to sort the boats and place the sets, which match, in the sea. Point to different sets and ask which set has more or less. Count the totals in each set. If your child has just started, Nursery chose smaller sets to count.

If your child is managing this task well you could extend it by asking them to find the number card and Numicon to match their total. You will find these in the resources below.

If your child is starting school in September, you could ask them to count how many boats are in a set E.g. 2 speedboats and record using marks (oo) or drawings. You could ask them to trace or write the number and find the Numicon to match. (See resource pack below)

You could also ask them to find out how many there are in two sets. E.g. 2 speed boats and 3 sailing ships. Encourage them to count them all. Ask if they can remember what this is called. Use the word adding. Explain that plus means the same. Encourage them to use the words plus and add. They could find the number card or piece of Numicon to match the total. They might also trace or write the total number.

- Look at this picture of a lighthouse. (See resources for larger picture) Talk about what it looks like and where it is. Explain we need lighthouses to warn ships there are rocks. Talk about the light not being on because it is the daytime and there is plenty of light from the sun.



- Watch *Portland Head Lighthouse*• <https://www.youtube.com/watch?v=ghAK0i9UHVg> Ask why the light is on now. Ask your child if they know why we need lighthouses. Talk about the light moving round to warn people of dangerous rocks.
- In the evening after it is dark, give your child a touch. Ask them to switch it on. Turn out the lights. Ask them to pretend to be the lighthouse spinning round and watch the light move across the walls. Reinforce how lighthouses warn ships of danger at night.
- Encourage your child to make a lighthouse. You could use a kitchen roll tube, yoghurt pots, plant pots or Pringle tube. Talk about what colour lighthouses are. You could ask your child to paint the whole tube white. Once dry place masking tape round for the stripes. Paint stripes in between red. Peel tape when dry. Alternatively, you could help your child colour red strips on a piece of white paper and use it to cove the tube/cup. You could paint the top yellow for the light or use a battery operated tealight.



- Encourage your child to print a lighthouse. Find a two cuboid shape. (Dupo bricks would be great.) Explain they need to paint one white and one red. Support your child as they prints a tower of red and white stripes with yellow on the top for the light. They could also paint their own lighthouse.




- Cut some rectangles, triangles and circle from coloured paper. Ask your child to choose the collect shapes to make a lighthouse. As they are busy, encourage them to talk about the shapes they are using. Encourage vocabulary such as long/tall, straight, pointy, round.











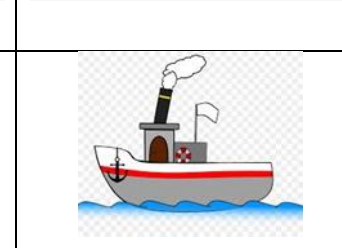


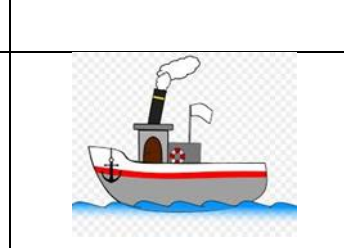
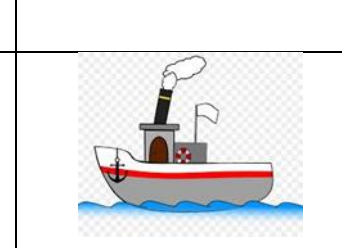


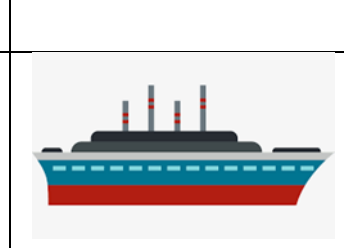
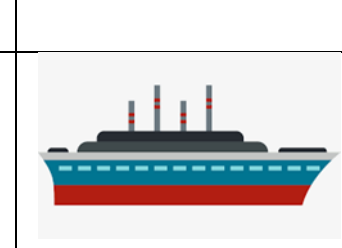
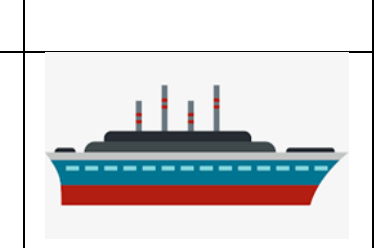
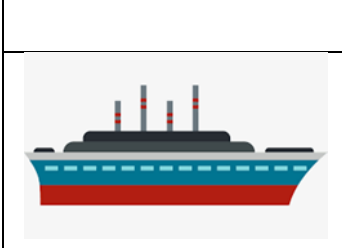
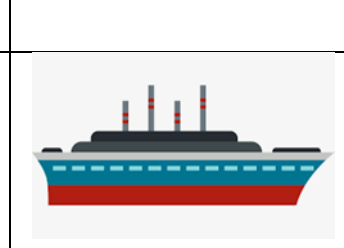
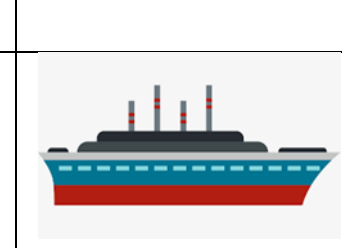
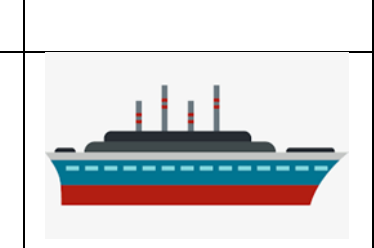
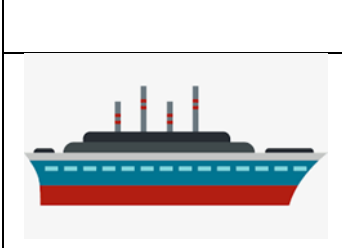
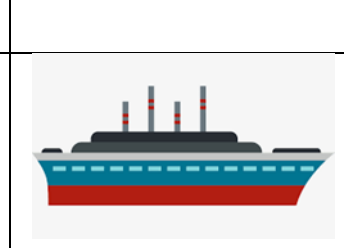
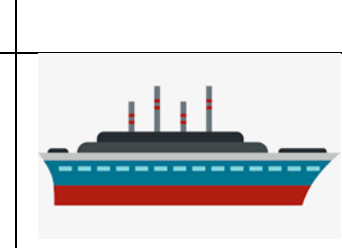


- Watch *The Lighthouse Song*. <https://www.youtube.com/watch?v=HkpxX89MFOg> Encourage clapping to the beat. Use any of the previous ideas given for musical instruments. Talk about the music being very slow this week so we need to make a slow beat. Encourage your child to join in with the actions or make up their own.
- Your child also has some great ideas of their own. Follow their interests. Talk, laugh and most of all have fun.



## Resources



Dear \_\_\_\_\_ ,

Please will you draw me a picture of your favourite toy in a boat and the lighthouse you have built? I would love to see it.

From

Mrs Stoddart







# *Lighthouse Lighthouse*

Lighthouse, lighthouse, the suns going to set.

Switch on your light, before you forget,

Lighthouse lighthouse, spinning round and round.

Warming the ships, of the danger all around.



# FIVE LITTLE FISH

Five little fishes  
Swimming in the sea  
Teasing Mr. Shark  
You can't catch me...  
You can't catch me  
Along came Mr. Shark  
As quiet as can be...  
SNAP!  
Four little fishes  
Swimming in the sea...

# *At The Seaside*



*Our seaside summer holidays*

*Are happy as can be,*

*We love to build sandcastles*

*And wade out in the sea.*

*We ride the donkey on the beach,*

*We drive the go-kart too,*

*It's quite surprising when you think*

*Of all the things we do!*

# The Sand Castle

Sand castle on the beach,  
I built you big and strong.  
A wave washed in upon the sand  
And whoops! You were gone!



Please keep a copy of these for future weeks. Thanks.

Mark making writing mat

O	X	I
.	—	+



## Writing letters writing mat



t-l-047-az-alphabet-mat-letters-only-\_ver\_1.pdf


If the above PDF won't open, you can download a bigger version at <https://www.twinkl.co.uk/> search alphabet mat.

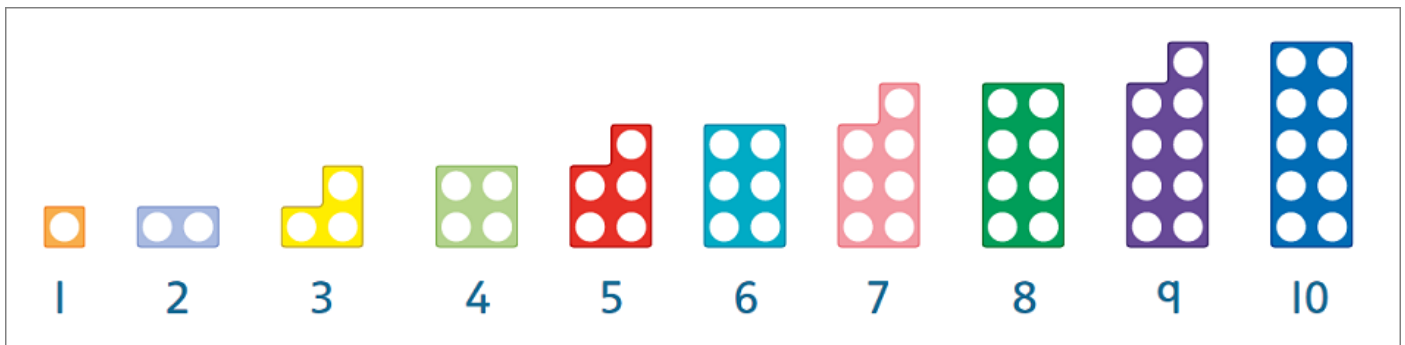


— 1 to 100 Number Cards —

1	2	3	4	5
6	7	8	9	10

— Numeracy Resources CD —





## Useful websites

- This site is great for phonic games. Use games in Phase one and two. <https://www.phonicsbloom.com/>
- You have to sign up to this site. It cost £1 or you can get a free 30-day trial. It has game for every area of the curriculum. Click on the EYFS section. <https://www.busythings.co.uk>
- This site is great for Maths games <https://www.bbc.co.uk/cbeebies/shows/numberblocks>
- This site is great for phonics <https://new.phonicsplay.co.uk/>  
It's free to use at the moment with Username: march20 and Password: home  
From the home page click Resources and choose either Phase One if your child is new to Nursery or Phase One and Phase Two if your child starts school in September. When using Phase Two choose the blending and segmenting games.
- This site has free talking books <https://home.oxfordowl.co.uk/books/free-ebooks/>
- This site has free audible stories you could try. <https://stories.audible.com/start-listen>
- This site has some great resources for 3-4 year old in the parent section. [www.twinkl.co.uk/offero](http://www.twinkl.co.uk/offero)  
You will need to create an account. Enter the code you have received or you could try  
PARENTSTWINKLHELPS or CVDTWINKLHELPS  
Level 1 phonics or Level 2 Phonics are really good. There is a nice interactive seaside sound game.
- Don't forget about Joe Wick PE. It is a bit tricky for 3-4 year olds, so start it after 9am. That way you can skip any tricky exercises and it won't take so long. <https://www.thebodycoach.com/blog/pe-with-joe-1254.html>